

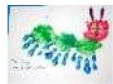




Caterpillar Room Planned Activities							Home Activity
29.12.2025	Toys	Nursery Closed	Nursery Closed	Nursery Closed	Bank Holiday	Exploring Toys Explore the room, learning how to have lots of fun as you explore all the toys	Explore with all your new toys and find different ways to use them
05.01.2026	Frozen Week	Ice Cream Play A tray filled with yummy, cold ice cream. You can use all of your senses for this one!	Frozen Sensory Tray Explore a tray filled with foam, ice and frozen blocks. What will we discover hidden underneath?	Frozen Paint Make some beautiful ice paintings using frozen paint. Use the stick to guide the ice to keep our hands warm!	Fizzing Ice Experiment Filling ice cube trays with vinegar, add drops of food colouring. When frozen, add to the tuff tray before sprinkling with baking soda.	Frozen Toys Help save the Nursery toys! They are stuck in the ice and need you help to set them free using the construction tools	Make and explore coloured ice at home with you loved one
12.01.2026	All About Me	Baby Care Day Help to feed, change and bath the dolls to learn about caring for others	Personal Foot and Hand Prints Selecting coloured paint of your choice, paint one of you hands and one of your feet to make a personal picture.	Reflections Using spoons, mirrors and reflective materials to see our reflection in them	Head, Shoulders, Knees & Toes After singing the song, we will make a face and add our: eyes, ears, mouth and nose	Create a Friend Using a pre-cut body template, use collage materials, paint, pencils, crayons or chalk to add your own detail to the new friend.	Look at family photographs to see all the people in your family
19.01.2026	Senses	Noisy Dancing Grab musical instruments and use bell bracelets to make our dancing very noisy	Citrus Sensory Soup Smell and taste the citrus flavours while making a wonderfully fruity soup	Edible Finger Paint Raspberries, blueberries and other fruits added to natural yoghurt to make edible finger paints	Sound Buttons Explore a range of buttons to see what different sounds they make	Spaghetti Tuff Tray Add pre-cooked spaghetti to the tuff tray. Using pots of coloured paints and paintbrushes, see what patterns and colours you can make	Have a fun food tasting day trying lots of foods you have not tried before
26.01.2026	Sensory Week	Coloured Rice Explore the tuff tray filled with coloured rice. You can use cups, spoons, sieves, jugs and funnels	Jelly and Custard Jelly and custard play. Feel the difference in the textures and temperature. You can even have a taste	Rainbow Tasting Touch, smell and taste the rainbow coloured fruits	Sensory Tuft Tray Explore the tray full of wonderful items to enhance all your senses; materials, colours, smells, sounds and something to taste	Shaving Foam Play Using shaving foam, moulds and your hands, enjoy the sensory experience of playing in the foam	Experiment and make different sounds with pots and pans, metal and wooden spoons?
02.02.2026	Motion Week	A Day Time Disco Show us your best moves while you boogie to the disco beat	Balls Away! Start at the top of a ramp and let the balls roll down. Lets try different ramps and balls to see how fast they go	Moving Sensory Bags Using your fingers, squash and squeeze the bag to find the items hidden within the bag	Cars and Bikes Explore the cars and bikes out in the playground to find out how they work	A Day Outisde Spend the day outside in the playground exploring all the different play equipment and moving in different ways.	Make your own lava lamp using water, oil, food colouring and salt in a clear sealed container

09.02.2026	Love Week	Valentine Cards (All Week) Create the cards using hand prints and love	Love Sensory Tray Explore the tuff tray filled with red rice. Dig deep to see what could be hiding underneath	Love Window Art Create a collage using different colours and textures to make a love heart for the windows. 	Love Playdough Mould, roll and cut some Valentine themed playdough and have lots of malleable fun	Valentines Disco Ball. Come dressed in your lovely red and pink outfits, to have a valentines disco dance with your friends.	Read a story about love with your family. Possibly 'Guess How Much I Love You'
16.02.2026	Special Week	Dress Up Day Come dressed up as your favourite special service men and women	Pyjama Dance Party Come dressed in you PJ's ready to dance the day away enjoying the music and the disco lights	Sensory Exploration Dive deep and explore the different textures and colours during this sensory activity	Bring A Teddy Bring one of your special teddy bear's to Nursery to show your friends.	Big Constrction Day Hi-vis vests and hard hats on, ready to begin the big build. Can we build a big house with a tall wall using the soft play blocks	Make Dino fossils with salt dough. Press toys dinosaurs into the dough, let it dry
23.02.2026	Makaton (Songs)	Two Big Dinosaurs Create a unique Dinosaur using your handprints 	Pancake Day Try pieces of pancake with different flavoured toppings	I Dig My Garden Dig up all the vegetables from the garden tuff tray before the cheeky rabbit has a chance to eat them all	Miss Polly had a Dolly Sign along with the song then play with and take care of the dolls using our toy baby equipment	Baa, Baa Black Sheep After singing the song and learning the signs using pre-made collage materials, use your creative skills to decorate your own sheep.	Search on YouTube and learn the signs for please and thank you
02.03.2026	Book Week	The Rainbow Fish Listen to the story and then create some sparkly fish using CD's and collage materials	The Tiger Who Came to Tea Sitting on the picnic mat with our soft toy tigers, help yourself to honey sandwiches and a cup of milk.	The Gruffalo Use your senses to explore the Gruffalo themed sensory tray, exploring sticks, rocks, soil and looking for the animals along the way.	World Book Day Shark in the Park Dip your hands into the water tray, search for the shark, what other sea creatures will you find?	The Very Hungry Caterpillar  Listen to the story and create some colourful caterpillars using our hands	You could take a trip to the library or the book shop to find a new story book
09.03.2026	Pirates	Mothers Day Cards (All week) Create a lovely, unique card to surprise Mum with on her special day	 Pirate Ships  Create pirate ships with paper plates and create unique pirate flags with our handprints	Digging for Buried Treasure Dig deep down in the big sand pit to find all the treasure buried by the pirates	Pirate Hats Decorate and add colour to your hat, dress up as swashbuckling buccaneers	Pirate Ship Water Play Using the toy boats, explore the water tray, going on adventures across the sea with your friends.	Go on your own swashbuckling adventure and find hidden treasure around your house
16.03.2026	Weather	Hand Print Sunshine Using yellow paint, paint your hands and print onto a piece of paper to make your own sunshine picture.	Rainbow Window Art Create wonderful pictures for the windows using collage rainbow materials	Falling Snow Pictures Using a pom pom attached to a peg, dip into white/silver paint and print onto blue coloured card. Add glitter for extra detail.	Thunder and Lightning Using pots, pans and musical instruments to create weather noises	Water Windmills Explore the water tray using your senses. Fill and empty containers into the windmills and watch it rain.	Put your wet weather gear on and have a walk together, whatever the weather

23.03.2026	Spring	Spring Sensory Tray Dig in the garden tray, using trowels and rakes to add flowers and take care of the garden	Handprint Rainbow Everyone join in and add their handprints together to create a marvellous rainbow masterpiece	Flower Window Art Decorate flower shaped window art with bright colours and a touch of glitter	Spring Water Tray Dive down into the water tray and discover the baby froglets and ducklings, have fun splashing in the water with them	Flower Printed Pictures Dip bottles into paint to make wonderful flower printing pictures 	Have a lovely walk around our wonderful countryside and see the changes Spring brings
30.03.2026	Easter	Easter Cards (All Week) Create wonderful Easter cards to celebrate Easter with your families	Easter Sensory Pool Find the Easter objects hiding in the pool full of shredded paper	Easter Nests Break up shredded wheat and mix with chocolate to create little nests with white chocolate button eggs	Easter Egg Collage Using a pre-made egg shape, add collage materials to decorate your own easter egg.	Bank Holiday	Go on a local Easter Egg Hunt or make your own around your house and garden
06.04.2026	Sensory Week	Bank Holiday	Edible Paint Pictures Create using jam, honey, treacle and gravy to have edible creative fun	Sponges and Water Explore the water tray using sponges and water, watching the sponges absorb the water before squeezing them out.	Sensory Den Explore the sensory den filled with torches, sensory balls and sensory items including bottles and materials	Mouldable Foam Enjoy the sensory experience of scented mouldable foam. Use your whole body to explore and investigate	Explore different sensory materials at home in the garden.
13.04.2026	Transport	Playdough Transport Prints Push the vehicles through the playdough to see what marks they make	Transport & Vehicles Listen to the transport song book, exploring the various vehicles to match the songs	Boat Races Lets head off to the water tray where we will have some boat races, who will win the race?	Cars and Ramps Using the community play and soft play blocks to create some ramps for the cars....how fast will they go?	Big Train Track Lets explore the big wooden train track adding a variety of turns and bridges to have hours of train track fun!	Take a ride on a local bus to visit an exciting place to play or shop
20.04.2026	People Who Help Us	Doctors and Nurses Lets explore our doctors box. Dress up and help those in need with bandages, some medicine or maybe just a cuddle	Police for the Day Dress up as a police officer and explore the different equipment in which they use while helping people be safe.	Special Deliveries Parcels will be arriving all day for the Caterpillars. I wonder what will be inside?	Hair Dressers Using the role-play box, take on the role of a hair dresser, taking care of our friends hair, washing and brushing it,	Animal Clinic Be a vet for the day, help the poorly and hurt animals get better	Can you help to put some of your toys away in their box at home
27.04.2026	Supermarket	Taste Test Exploring different foods such as yoghurt, pasta, fruit and cereal, identify your favourite taste and texture.	Supermarket Sweep After reading 'I Went to the Zoopermarket', collect a basket and make your own shopping dash to find everything on our list	Fruit & Vegetable Printing Use fresh vegetables to print with, to make marvellous vegetable masterpieces 	Bake Bread Add all of the ingredients together and knead the dough, let it rise and bake it to create delicious bread	Packaging Explore the different kinds of packaging in which you might find at the supermarket. E.g. Boxes and bottles of all sizes.	Help out with the weekly shop, put items in the trolley, pack them in bags and put them away at home



04.05.2026	Big Cook, Little Cook	Bank Holiday	Jam Thumb Print Cookies Mix all the ingredients together and mark your cookie with your thumb. Bake it, add jam and voila!	Mini Wrap Pizzas Create mini wrap pizzas, adding sauce onto the base and the topping of your choice	Rock Buns Stir and mix the raisins, sugar and flour to create tasty rock buns	Honey & Raisin Flap Jacks Mix the ingredients together, shape and enjoy eating 	Try a new recipe at home and create yummy treat for your family
11.05.2026	Book Week	The Very Hungry Caterpillar Use real food to go alongside the story, finding the correct fruits when needed	Shape Song Book Listen to the song story and help to place the shapes into the correct holes, matching them together	Dear Zoo Open up all the delivery parcels to see what the Zoo has sent us. Identifying the correct soft toys around the room.	Giraffe's Can't Dance Learn from Gerald the giraffe and dance to some fun music showing everyone our moves	Elmer The Rainbow Elephant Using collage materials and colouring crayons, design your own Elmer the Rainbow Elephant.	Pop down to your local library or book shop and select a new book for bedtime
18.05.2026	Nursery Rhymes	Row Row Row Your Boat Using a paper plate, decorated with collage materials and a lollipop stick handle, get ready to sing the song with a friend	Old McDonald Explore the discovery tray filled with rice crispies, farm animals, tractors and diggers	5 Little Ducks Count the ducks and make sure all 5 ducks have returned home after playing in the pond	Animal Fair Create a variety of animals masks. We will have some elephants, birds and monkeys from the song	Twinkle Twinkle Little Star Using pre-made stars and sticky back plastic, decorate using silver foil before displaying them in the windows.	Sing your child's favourite nursery rhymes at bedtime
25.05.2026	Music	Bank Holiday	Percussion Band Using a variety of pots, pans and wooden spoons, we will put on a performance for our audience	Sensory Bottles Make new musical sensory bottles. We will add different items including pasta, rice and peas for different sounds	Caterpillar Dance Party It's time to put on our dancing shoes. We will use pom poms, shakers and ribbons to dance around the room	Song Sack Using the musical shakers, take turns to select a song card out of the sack and sing/shake along to the song.	Create a percussion band at home using your pots, pans and spoons
01.06.2026	Summer and Beaches	Sunshine Biscuits Mix all the ingredients together to make tasty summer themed treats	Ocean Sensory Tray Explore our tray filled with blue and purple water for the sea, ice cube shapes for icebergs, bubbles for waves and sea animals	Ice Lollies Make some yummy refreshing ice lollies using fresh fruit and juice. Pop them in the freezer ready for our 'Beach Day'	Sandcastle Making Explore the sand using your buckets and spades to create different sized sandcastles.	Day By the Pool Getting the paddling pool out, use your senses while taking a dip, exploring the water with your bodies.	Visit the beach for a play with you bucket and spade, maybe have an ice cream treat
08.06.2026	Garden Week	Teddy Bears Picnic Bring your favourite teddy to Nursery for our Teddy Bears Picnic. We will enjoy our snacks outside with fluffy friends	Handprint Flowers We will create some beautiful flowers using our little hands and paint 	Planting and Potting Using compost, spades and plant pots, use your physical skills to fill the pots full ready for the garden.	Fun with Mud Explore the muds consistency, add water and join in with some friends	Garden Sensory Tray Exploring in a tray filled with garden materials. What will we find hiding amongst the grass, soil, bark and flowers?	Plant flowering plants at home and watch them grow

15.06.2026	Minibeasts	Handprint Spiders Paint both hands and print them onto paper to make a friendly spider. Add some eyes	Mini Beast Sensory Tray Explore and find the minibeasts hidden in the soil, using the magnifying glasses and digging tools	Ladybird Biscuits Mix the ingredients together and bake some shortbread. Decorate the biscuits like ladybirds and then enjoy the tasty treat for snack	Minibeast Playdough Hidden inside the playdough are some plastic bugs. Lets see if you can find them all	Minibeast Window Art Lets make ladybirds, bumble bees, snails and spider using glur and collage materials	Go on a bug hunt in the garden at home, any grassed area or woodland
22.06.2026	Caterpillars & Butterflies	Fathers Day Cards (All week) Create a lovely, unique card to surprise Dad with on his special day	Hungry Caterpillar Sensory Box Read the story then explore the items the caterpillar eats using the sensory box	Butterfly Collage Make some lovely hanging butterflies using collage materials and stickyback plastic	Handprint Caterpillars Using our hands and paint, we will create some beautiful, colourful handprint caterpillars	Butterfly Painting Time to get very creative and do some painting to create beautiful butterfly pictures.	Read the 'The Very Hungry Caterpillar' and see if you can spot some butterflies
29.06.2026	Outdoor	Visit To The Local Park Visit the local park and have a fun time on the play equipment, practising the use of your gross motor skills whilst having fun	Bikes & Cars Lets all have a turn on the bikes and cars, sharing with each other	Car Wash Put on wetsuits and wellies, use sponges and buckets of warm soapy water to get our cars all sparkly and clean	Exploring Our Surroundings Head outside to explore all the different areas, the paddock, the coutryard, the canopy, even the big playground	Trip to the Rugby Pitch We will go on a little adventure up to the rugby pitch. Lets take a variety of balls for some extra fun!	Go on a little adventure with your family over the weekend
06.07.2026	Sports Week	Ribbon Dancing Gymnastics Pick up a ribbon and let the rhythm of the music flow through you to create wonderful moves	Soft Play Obstacle Course Climb over the soft play and through the tunnel to get to the end	Ten Pin Bowling Take aim and roll the ball, seeing if you can knock down the skittles	Boat Races Place your boat into the water, pushing it towards the finish line	Ball Day Play with a variety of different balls. We will have big balls, small balls, sensory balls, footballs, rubgy balls and many many more!	Find a football or rugby pitch or a large open park to run around, take a ball or kite
13.07.2026	Water Week	Water Play Explore the water tray filled with sea animals, boats, scoops, water wheels and funnels	Fishing in the water tray. Add the fish into the water and see who can catch the different coloured fish using our fishing rods and nets.	Nature Soup Oranges and lemons added into our water tray to make some nature soup. Add spoons, pans and jugs too	Farm Animal Bath Time Our farm animals are dirty! Get our sponges and water ready to give the cows, pigs and sheep a bath and a good clean	Bubble Day Explore a pool of giant bubbles, use the hoops to create big bubbles. Have a go at blowing little ones too.	Help to water the plants at home or do the washing up...look at the bubbles!
20.07.2026	Under the Sea	Cheerio Octopus Create an octopus using a variety of different coloured paints and cheerios for its sucker pads	Under the Sea Sensory Tray Explore a tray of coloured pasta and spaghetti. Look for some creatures hiding in the ocean?	Sea Animals Water Tray Explore the water tray to find the different sea animals	Paper Plate Jelly Fish Use different materials to decorate your jelly fish and stick long tentacles on to complete their look	Handrpint Octopus' Using paints, dip your hands in and make a colourful print before adding eyes and making it into an Octopus	Visit a local pet shop to see the colourful fish in their tanks

27.07.2026	Farm Animals	Driving My Tractor Story Listen to the story then help to create fluffy, wooly sheep using cotton wool balls and paper plates	Muddy Farm Animals Help to clean the animals using soapy water and sponges to make them squeaky clean	Handprint Chickens Using our little hands and paint to create some lovely chicken pictures 	Farmyard Exploration Explore the tuff tray filled with animals, hay, water and soil. What animals can you see down on the farm?	Apple Printing Using glitter, paint and halved apples, use your hand-eye coordination skills to print on the paper.	Go on a local walk to see if you can see any lambs in the fields.
03.08.2026	Jungle Animals	Bubble Wrap Snakes Using paint and bubble wrap to make a slithering jungle friend	Jungle Tuft Tray. Using different jungle animals and shredded papers, branches and leaves to create an amazing jungle theme tuff tray.	Walking Through The Jungle Listen to the story and go on an adventure through the jungle, exploring different textured animal materials.	Jungle Playdough Using playdough, trees, leaves and rocks, explore the playdough with jungle animals.	Giraffe Window Art Create some yellow and brown giraffe window art using sticky back plastic and collage materials.	Look through your books at home and see if you have any animals in them
10.08.2026	Dinosaurs	Footprint Dinosaurs Let's paint our feet and use the print to create our very own unique dinosaurs.	Dino Dig Use paintbrushes to unearth and find the hidden dinosaurs in the sand tray. Count how many you can find	Dinosaur Sensory Tray Using water, leaves, twigs, soil, rocks and dinosaurs, use your senses to explore the tray.	Frozen Dinosaur Egg Exploration Investigate and excavate the dinosaurs from their ice eggs and enjoy the sensory play	Dino Fossil Footprint Biscuits Mix and roll out the dough, walk toy dinosaurs across to make prints, once cooled, decorate the biscuits	Have a dinosaur picnic, inviting all your dinosaurs and teddies to join in with the fun
17.08.2026	Book Week	The Three Little Pigs Explore three trays of different building materials - one with hay, one with sticks and one with bricks	We All Go Travelling By Explore the big train tracks, chugging up the hill and round the bend	5 Little Ducks Use the water tray where the ducks will be waiting to have some fun races	Monkey Puzzles Help Little Monkey to find his Mummy and Daddy then make your own Little Monkey handprints 	The Tiger Who Came To Tea Read the story and take on the role of the tiger by tucking into a yummy picnic with sandwiches, cakes and fruit.	Read your child's favourite story at bedtime using any special props to go with the story
24.08.2026	Colours and Shapes	Shape Printing Using kitchen roll tubes and paints, print different shapes designs onto your paper.	Colour Sensory Bags Use different coloured paint inside sealed bags to create a sensory, textured way of exploring colour	Shape Treasure Basket Explore a basket filled with different colours and shaped items	Rainbow Colour Art Using cotton wool balls, pegs and paint to make art work filled with colours 	Cheerio Starfish Create some beautiful starfish pictures using card, cheerios and glitter	Make your own shape sorter at home, using a large cardboard box and utensils
31.08.2026	Art Attack	Bank Holiday	Unusual Tools Painting Use unconventional tools; whisks, cutlery and pipecleaners to create fantastic marks on paper	Cling Film Painting Add paint to the Tuft tray, covering it in cling film for some mess free fun!	Roll 'a' Ball Art Move the paint coated ball from side to side to create fast paced art	Masking Tape Pictures Create pictures by painting over and between masking tape strips. Remove the tape to reveal some unique patterns	Do some mark making at home using different tools, paint and paper

07.09.2026	Autumn	Leaf Hedgehogs Using fallen leaves to decorate our prickly friends 	Autumn Sensory Tray Explore some real Autumn object; conkers, acorns and leaves. Also enjoy some sensory playdough to create an Autumn pattern	Cork Printing Squirrels Using Autumnal colours dip your cork into paint to create a squirrel	Window Leaf Art Using Autumn colours to create leaf-tastic window art	Autumn Leaf Sensory Soup Orange jelly, leaves and conkers. Lets mix them together and see what happens	Go on an Autumn nature walk to see all the colours of the changing trees
14.09.2026	Harvest Foods	Dig Our Harvest Lets explore our harvest patch, see what vegetables are growing and what is ready to pick	Harvest Farm Shop Create farm shop with real vegetables for the children to explore and buy	Harvest Vegetables Touch, taste and smell an array of harvest foods. Explore them to find out what is the same and what is different about them	Harvest Food Printing Once all of the food has been sliced in half, lets add paint to make marvellous printing masterpieces	Harvest Sensory Tray Use the tractor to collect the harvest from the field and enjoy the sensory play	Go for a walk outside to find some Autumn seeds falling from the trees
21.09.2026	Investigation Week	Texture Tuff Tray Explore the different textures of the materials in the tuff tray. Identifying rough, smooth, soft, squishy, hard, wet.	Hidden Items Dig deep into the sand to find the different textured objects hidden underneath	Sound Investigation Tap buttons and ring bells to explore the different noises we can make	Magic Milk Experiment Add milk and food colouring together, tap it with your magic wand and 'Hey Presto!', Magic Swirling Milk	Discovery Boxes Different sized boxes, wrapped up and filled with different materials for the children to open and investigate	Make your own den at home using sheets, sofas, cushions and anything else you like
28.09.2026	Transport	The Wheels on the Bus Listen to the story and use the small-world bus to make prints on a large piece of paper.	Car Wash Wetsuits, wellies, sponges, foam and water at the ready to make our cars sparkly and clean!	Hot Air Balloon Using collage materials create a magnificent hot air balloon to display on the windows	Foot Print Rocket Using our feet and paint to make prints on the big rocket. Add windows and a door for decoration	Digger Painting Roll the diggers in paint and then roll them across some card to make different marks and trails	Visit the local fire station to see some big fire engines
05.10.2026	Space	Galaxy Playdough Explore the dark sensory playdough, moulding and cutting it with space cutters 	Moon Snack Using mini rice cakes, honey, sliced banana and cheerios to create a moon crater snack 	Footprint Rockets Add paint to your feet, creating a rocket shell. Filling in the middle with shapes	Space Rocket Ride Join in listening and singing along to the space themed song, looking at different pictures from up in space.	Space Disco Dance along to the space themed music looking at the space projector to see the stars as you dance	Make your own sensory bottle with oil, food colouring and water
12.10.2026	Big Messy Play	Car Printing Using a big sheet of card and paint, we will make a bright colourful car. We will add ramps for some extra fun	Coloured Rice and pasta Add buckets, spades, funnels and sieves to experiment with rice and pasta	Rainbow Playdough Create a big rainbow using playdough. Explore how the playdough can be moulded with your hands and tools	Mouldable Foam Add food colouring to mouldable foam soap to create a different, messy experience for the children to explore	Jelly Play Dive in and explore the different flavoured jelly, using your hands and tools to explore the wibbly wobbly fun	Make some colourful ice lollies using different coloured juice to add flavour

19.10.2026	Makaton (Signs)	Animal Signs Explore the farm tuff tray, matching the animals to their makaton sign.	Food Signs Using real food, lets practise our signs to identify the different types of foods	Makaton Feely Bag Pull objects out of our Mr Tumbles Spotty Bag and match them to the right pictures	Dig My Garden Start by learning the song, visit the garden patch tuff tray to explore the vegetables	Transport Signs After joining in with the signs to transport songs, have fun exploring the huge train tracks with your friends	Watch Mr Tumble on Cbeebies and learn signs and nursery rhymes in Makaton
26.10.2026	Halloween	Pumpkin Scooping Lets all have lots of sensory fun scooping out and carving a fabulous Halloween lantern	Handprint Spider Create creepy crawly friends using our hands and lots of googly eyes	Witches Brew Using tips we picked up from Meg and Mog, lets add eyes of newts and wiggly worms to make a truly magical potion	Catch the Spiders The spiders are hidden amongst the webs (spaghetti) can you find them?	Ugly Bug Ball Dress up as your favourite spooky character and join in with the festivities 	Dress up in a halloween costume and go trick or treating with a grown up
02.11.2026	Fireworks	Edible Sparklers Using breadsticks, sprinkles and chocolate, dip the breadsticks into melted chocolate, add sprinkles and enjoy them as a tasty snack.	Cardboard Tube Firework Pictures Dip in paint and print massive bursts of colour to create brilliant explosive fireworks	Bonfire Cakes Using shredded wheat, chocolate and orange, red and yellow icing, create a edible bonfire cake.	Firework Biscuits Mix all of the ingredients together, bake and decorate with colourful icing sprinkles and edible glitter	Foam Paint Fireworks Add shaving foam, glitter and paint to the tray, using a stick to swirl it all around creating fireworks	Visit a local fireworks display and see the bright lights
09.11.2026	Song Week	5 Current Buns Sing the song and bake our own current buns using flour, currents, sugar, butter and eggs.	Twinkle Twinkle Create your own twinkly star using glue and glitter, show them to your family	Remembrance Day Poppy Paper Plates Create some lovely poppies using paper plates, red paint and green card for the capsule seed pod.	Little Peter Rabbit Can you add cotton wool and whiskers to your rabbit mask	Baa Baa Spotty Sheep Add a variety of coloured spots to our fluffy sheep collages.	Perform as a family everyones favourite nursery rhymes
16.11.2026	Special Week	Reflective Play Explore the surfaces.....all our mirrors, pots and pans to see everyones reflections in them	Colour Day Come to nursery dressed in colourful clothes for a day of exploring the coloured tuff tray with lots of colourful items.	Pyjama Day Come dressed in your favourite pj's to enjoy our cosy areas and stories	Music Day Shake, bang, tap and play the instruments to make wonderful music and beats	Teddy Bears Tea Party Bring in your teddy bear to enjoy a wonderful morning full of sandwiches and tasty treats	Enjoy a special day with your family and join in with a special family tea
23.11.2026	Christmas	Snowman Bags (All children) Use cotton wool balls to make the snowman on the front of your bag	Christmas Scented Playdough and Cutters Roll, cut and mark the dough while enjoying the festive scents	Christmas Cards (All Children) Getting creative, decorate a festive christmas card to take home for your family.	Christmas Tree Decoration (All children) Using white paint, decoarte the wooden snowman before adding eyes, nose and a mouth	Christmas Calendar (All children) Create a New Year calendar to take home ready for 2025	Visit your local garden centre to see their wonderful Christmas displays

30.11.2026	Christmas	Decorate the Tree Add baubles, tinsel and other decorations to decorate the room ready for Christmas	Reindeer Food (All children) Add oat, cake sprinkles and a little bit of magic to make tasty food for Santa's reindeers	Instant Snow Play Using shaving foam, glitter and pompoms, explore the sensory tray.	Christmas Sensory Bottles Fill the bottles with glitter snowflakes and more to make fantastic Christmas themed sensory bottles	Christmas Scented Playdough and Cutters Roll, cut and mark the dough while enjoying the festive scents	Help get your home ready and put up your Christmas tree and decorations
07.12.2026	Christmas	Bow Tie Pasta Wreaths Create a lovely wreath with pasta, glue, glitter and paint 	Christmas Biscuits Help to mix and stir the ingredients together, adding the Christmas style cutter. Once cooled, decorate with sprinkles	Finger Painting Christmas Tree Using your fingers and festive coloured paints, make marks on a pre-made christmas tree.	Christmas Sensory Tray Explore and immerse yourself in everything 'Christmas' in our tuff tray	Foot Print Mistletoes Paint your feet and print your little mistletoes	Visit Santa at his Grotto
14.12.2026	Christmas	Christmas Treats Melt chocolate and pour into the moulds, ready for a yummy christmas treat	Snowman Pictures Using cotton wool and glue to make fluffy snowmen	Christmas Party Enjoying party food, Christmas games, dancing and maybe even a visit from Santa	Stacking Presents Use different sized wrapped boxes to create giant towers of presents 	Christmas Playdough Roll, cut and mark the dough while enjoying the festive scents	Merry Christmas and have a Happy New Year 2027
21.12.2026	Christmas	Christmas Pictures Use paint, crayons and chalks to make fantastic Christmas pictures	Christmas Dance Party Listening to christmas songs, dance and twirl around the room using ribbons and pompoms	Christmas Pyjamas Come to nursery dressed in your festive pyjamas ready for a cozy relaxing day reading christmas stories	Bank Holiday Nursery Closed	Bank Holiday Nursery Closed	

Caterpillars

#NAME?